

浙大三色

Email:sensing@sensingm.com

Tel:+86 571 85021543 Fax:+86 571 87977635

---

## ROLED

---

灯具名称: 投光灯

灯具描述: F1021A-3-UN (60-OL-3WN-AJ, P1)

报告编号:

电压(V): 220.6000

测试编号: 20210412010

电流(A): 0.0420

光源规格型号: OL

功率(W): 4.4000

每个光源光通量(lm)

功率因数: 0.4690

光源数量: 3

镇流器型号:

发光面长度(mm): 50

发光面宽度(mm): 50

测试模式: C

发光面高度(mm): 0

---

## 光度结果

---

灯具光通量(lm): 301.46

灯具效能(lm/w): 68.51

中心光强(cd): 302.193

最大光强(cd): 304.802

最大光强角度: C=120.0  $\gamma$ =4.0

半峰边角(50%Imax): [C0/180]Total=54.0

[C90/270]Total=54.3

光束扩散角(10%Imax): [C0/180]Total=98.3

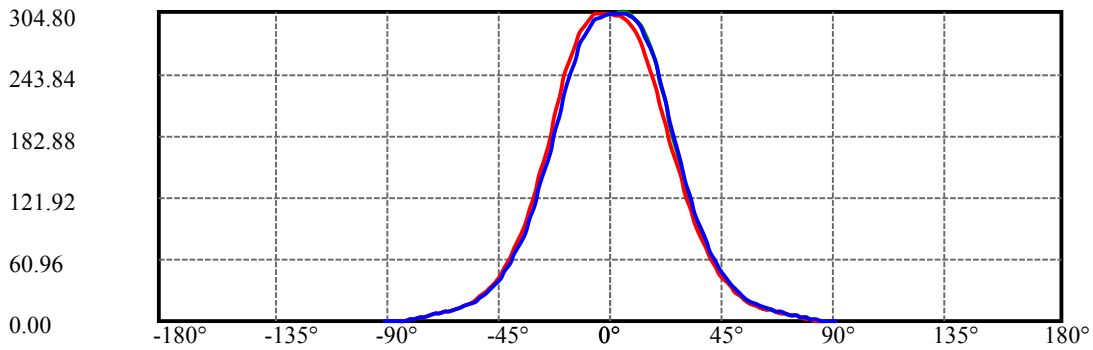
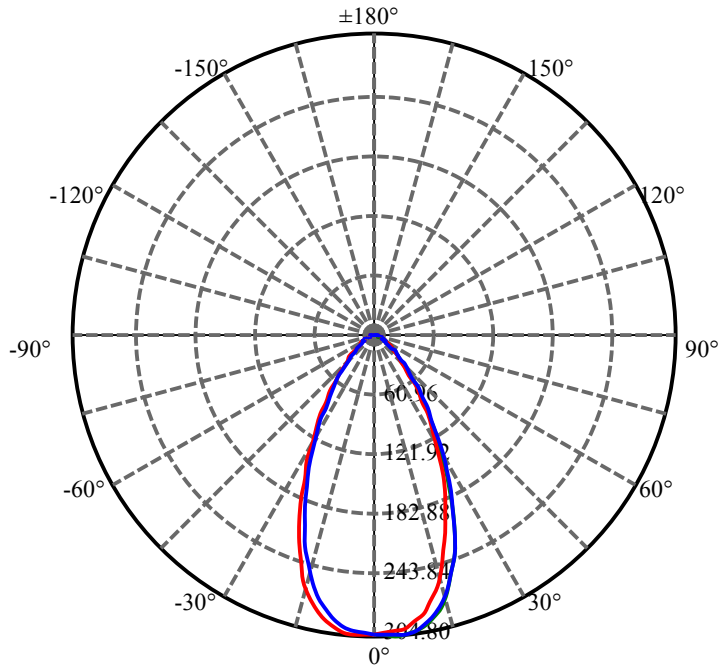
[C90/270]Total=98.6

---

测试设备: GMS1800  
环境温度(°C): 25.0

测试日期: 2021/4/12  
环境湿度(%): 60.0%

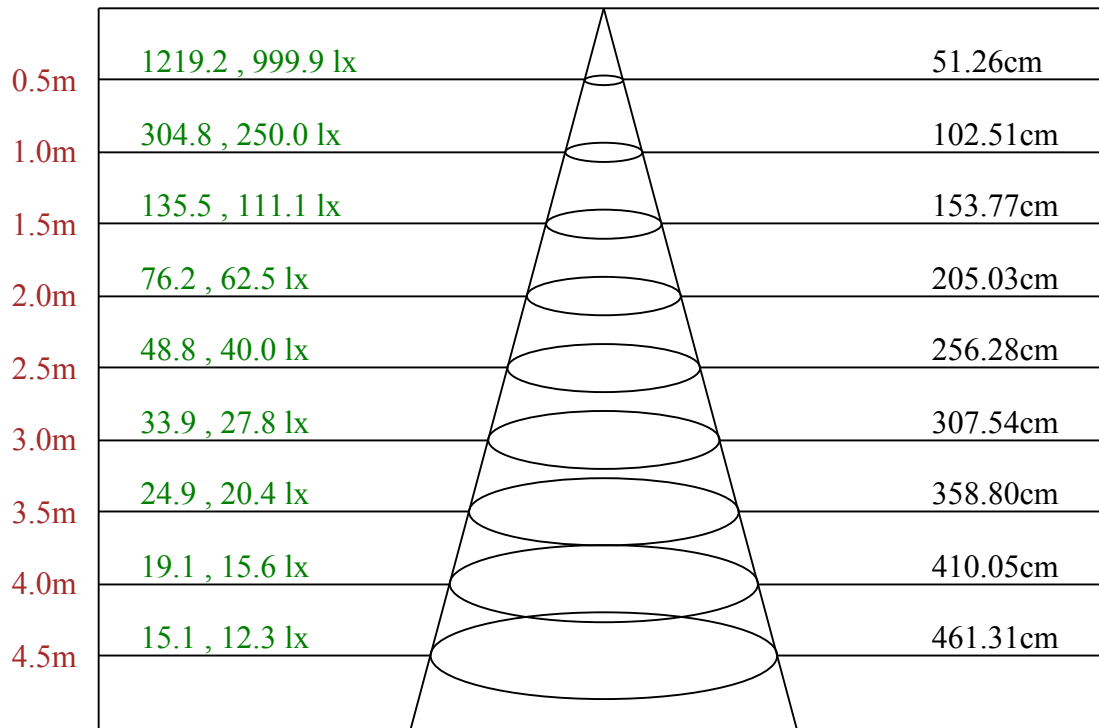
测试人员: anpeilou  
测试距离(m): 8.76



C120(Max): —  
C0/C180: —  
C90/C270: —

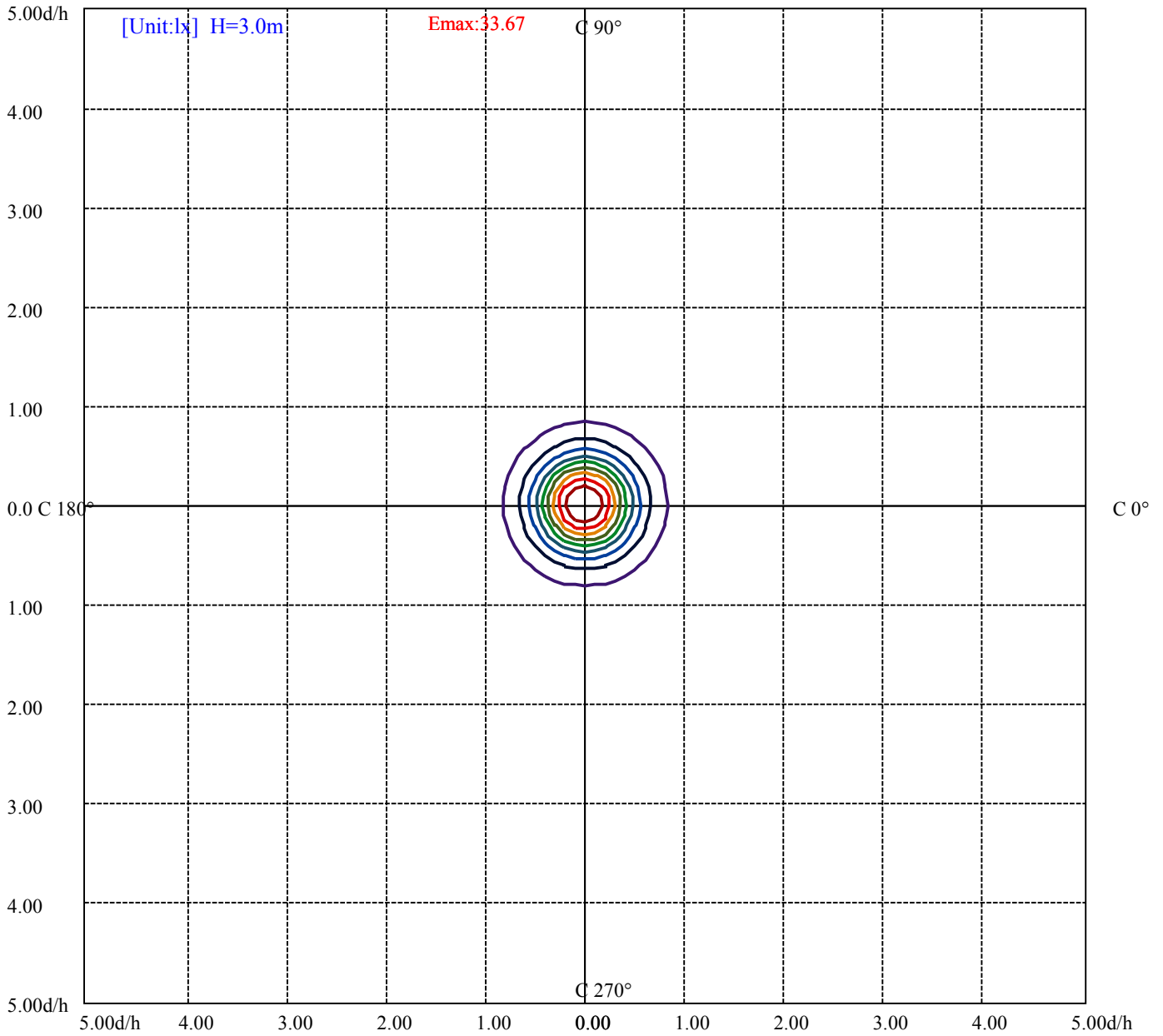
ROLED 投光灯

照度距离图表



Max , Ave C120面光束角54.26

ROLED 投光灯  
平面等照度曲线



- (10%Emax) 3.366645
- (20%Emax) 6.7333
- (30%Emax) 10.09994
- (40%Emax) 13.46656
- (50%Emax) 16.83322
- (60%Emax) 20.19989
- (70%Emax) 23.56656
- (80%Emax) 26.93322
- (90%Emax) 30.29989

# ROLED 投光灯

## 灯具的亮度限制曲线(灯具无发光侧边)

亮度值表

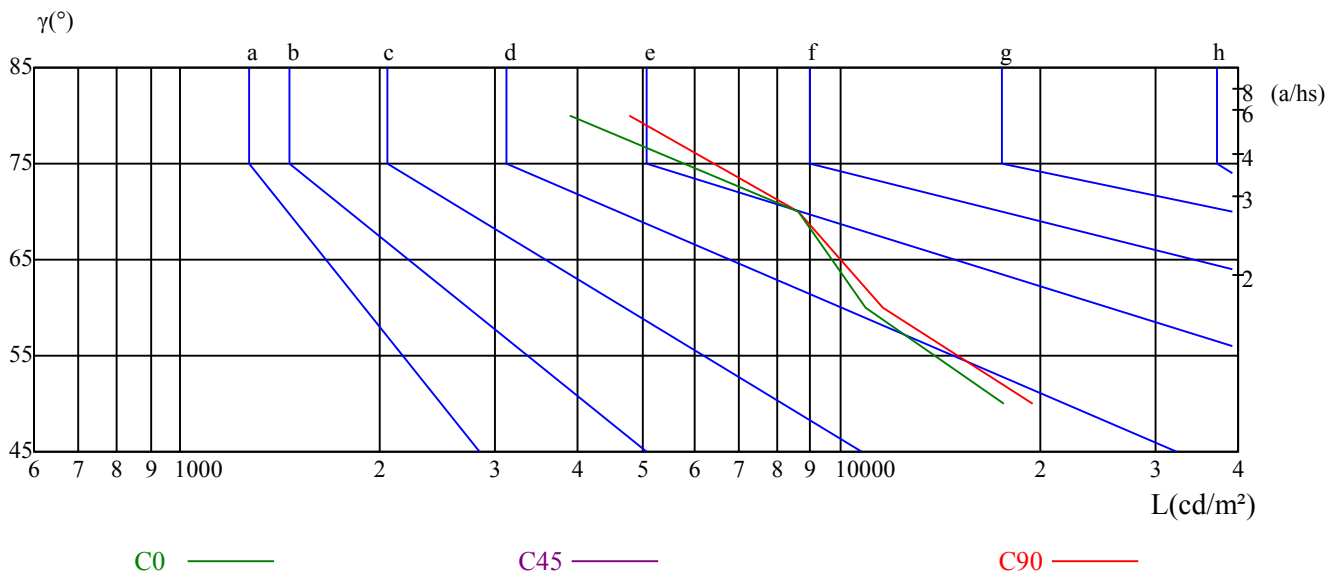
$\gamma$	45	50	55	60	65	70	75	80	85
C0	0	17669	0	10927	0	8616	0	3889	0
C45	0	0	0	0	0	0	0	0	0
C90	0	19483	0	11603	0	8616	0	4773	0

L横(65)	L纵(65)	L45(65)	L横(75)	L纵(75)	L45(75)	L横(85)	L纵(85)	L45(85)
0	0	0	0	0	0	0	0	0

眩光等级表

眩光等级	质量等级	使用照度(lx)							
1.15	A	2000	1000	500	<=300				
1.5	B		2000	1000	500	<=300			
1.85	C			2000	1000	500	<=300		
2.2	D				2000	1000	500	<=300	
2.55	E					2000	1000	500	<=300
		a	b	c	d	e	f	g	h

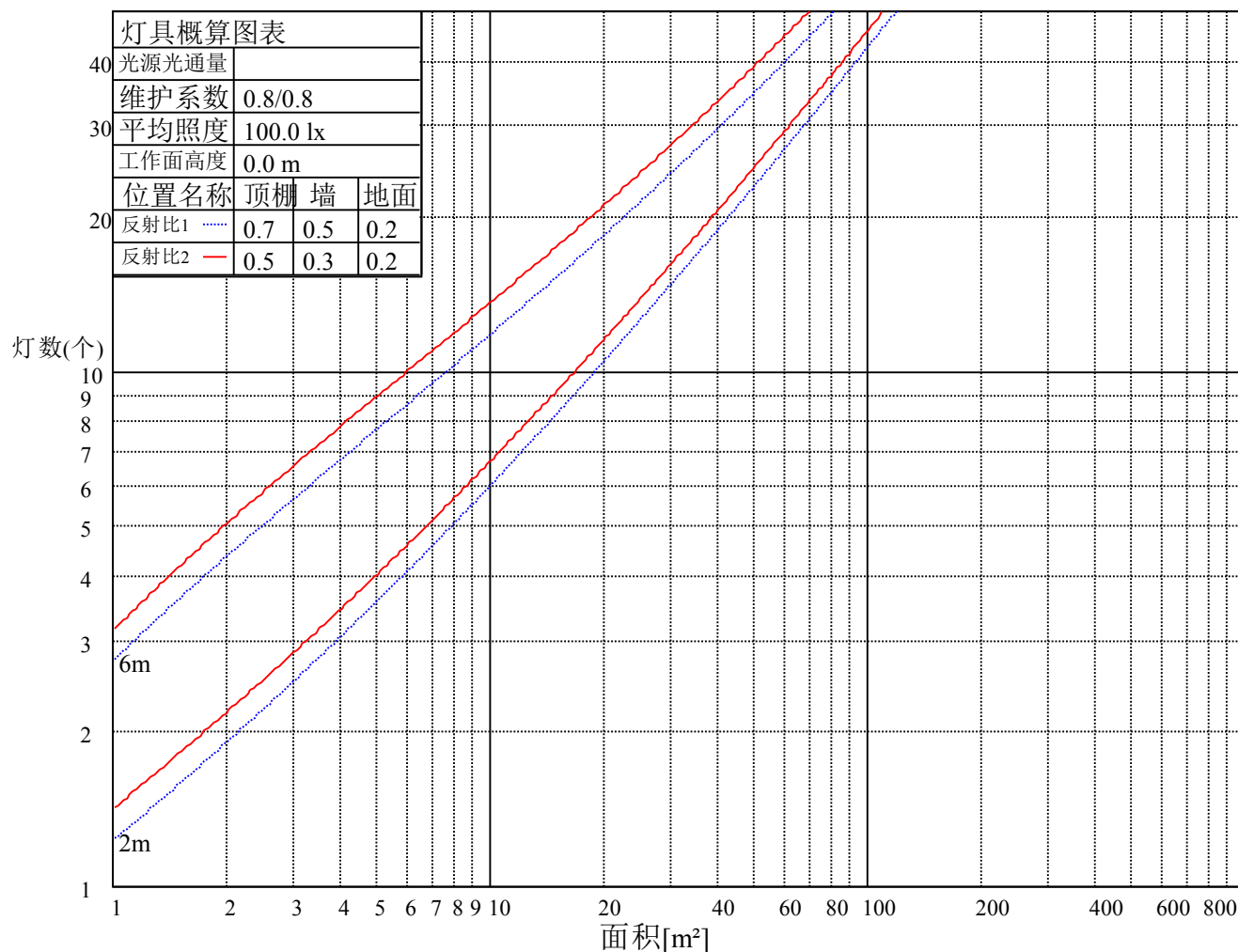
亮度限制曲线



参照UGR的照射评估											
天花板反射率	70	70	50	50	30	70	70	50	50	30	
墙壁反射率	50	30	50	30	30	50	30	50	30	30	
地板反射率	20	20	20	20	20	20	20	20	20	20	
空间尺寸		Viewed crosswise					Viewed endwise				
X	Y										
2H	2H	21.68	22.87	22.05	23.18	23.49	21.64	22.82	22.00	23.13	23.45
	3H	22.83	23.87	23.21	24.20	24.57	22.79	23.84	23.17	24.17	24.53
	4H	23.16	24.14	23.57	24.49	24.87	23.12	24.10	23.53	24.45	24.83
	6H	23.28	24.17	23.69	24.54	24.94	23.25	24.14	23.66	24.51	24.91
	8H	23.27	24.11	23.70	24.50	24.91	23.24	24.08	23.67	24.47	24.88
	12H	23.25	24.05	23.68	24.43	24.86	23.22	24.02	23.65	24.41	24.84
4H	2H	22.01	22.98	22.42	23.34	23.72	21.97	22.95	22.38	23.30	23.68
	3H	23.34	24.13	23.75	24.54	24.94	23.31	24.11	23.73	24.51	24.92
	4H	23.76	24.46	24.19	24.88	25.33	23.73	24.43	24.16	24.86	25.30
	6H	23.90	24.51	24.37	24.96	25.43	23.88	24.48	24.34	24.93	25.40
	8H	23.89	24.46	24.36	24.91	25.38	23.87	24.44	24.35	24.89	25.36
	12H	23.87	24.36	24.36	24.85	25.33	23.85	24.35	24.34	24.83	25.31
8H	4H	23.83	24.40	24.31	24.85	25.32	23.80	24.37	24.28	24.82	25.29
	6H	24.01	24.47	24.52	24.97	25.45	23.99	24.45	24.50	24.95	25.43
	8H	24.02	24.43	24.55	24.95	25.44	24.01	24.42	24.54	24.93	25.43
	12H	24.63	24.99	25.15	25.48	26.06	24.62	24.97	25.14	25.47	26.05
12H	4H	23.80	24.29	24.29	24.78	25.25	23.77	24.26	24.26	24.75	25.23
	6H	24.43	24.39	24.51	24.86	25.41	24.41	24.37	24.50	24.84	25.39
	8H	24.01	24.37	24.53	24.87	25.44	24.00	24.35	24.52	24.85	25.43
对应照射距离，改变观察者位置S											
S = 1.0H	1.1/-1.5					1.0/-1.5					
S = 1.5H	2.4/-2.3					2.2/-2.2					
S = 2.0H	4.5/-2.6					4.3/-2.5					
标准表格	BK2					BK2					
更正系数	3.6					3.4					

# ROLED 投光灯

## 灯具的概算曲线



RHOCC	80			70			50			30			10			0
RHOW	50	30	10	50	30	10	50	30	10	50	30	10	50	30	10	0
RCR	COEFFICIENTS OF UTILIZATION RHOFC=20 CU															
0	1.19	1.19	1.19	1.16	1.16	1.16	1.11	1.11	1.11	1.06	1.06	1.06	1.02	1.02	1.02	1.00
1	1.09	1.06	1.04	1.07	1.04	1.02	1.03	1.01	0.99	0.99	0.98	0.96	0.96	0.94	0.93	0.91
2	1.00	0.95	0.91	0.98	0.94	0.90	0.95	0.91	0.88	0.92	0.89	0.87	0.89	0.87	0.85	0.83
3	0.92	0.86	0.82	0.91	0.85	0.81	0.88	0.83	0.80	0.85	0.82	0.78	0.83	0.80	0.77	0.75
4	0.85	0.79	0.74	0.84	0.78	0.73	0.82	0.76	0.72	0.79	0.75	0.72	0.78	0.74	0.71	0.69
5	0.79	0.72	0.67	0.78	0.72	0.67	0.76	0.70	0.66	0.74	0.69	0.66	0.73	0.68	0.65	0.63
6	0.73	0.67	0.62	0.72	0.66	0.62	0.71	0.65	0.61	0.69	0.64	0.61	0.68	0.64	0.60	0.59
7	0.68	0.62	0.57	0.68	0.61	0.57	0.66	0.61	0.57	0.65	0.60	0.56	0.64	0.59	0.56	0.54
8	0.64	0.57	0.53	0.63	0.57	0.53	0.62	0.57	0.53	0.61	0.56	0.52	0.60	0.56	0.52	0.51
9	0.60	0.54	0.49	0.60	0.53	0.49	0.59	0.53	0.49	0.58	0.53	0.49	0.57	0.52	0.49	0.47
10	0.57	0.50	0.46	0.56	0.50	0.46	0.55	0.50	0.46	0.55	0.49	0.46	0.54	0.49	0.46	0.44



# ROLED 投光灯

光强数据表(cd)

C/γ(°)	0.0	2.0	4.0	6.0	8.0	10.0	12.0	14.0	16.0
0.0	302.19	301.20	300.66	297.97	293.06	285.23	275.41	262.44	246.56
30.0	303.34	303.19	303.27	301.73	297.51	291.30	282.93	272.03	258.76
60.0	302.65	302.96	302.96	302.04	298.82	293.06	285.23	275.33	261.68
90.0	302.58	303.65	303.80	303.73	301.20	296.36	289.68	280.86	267.97
120.0	302.19	303.73	304.80	304.34	302.50	297.59	291.22	283.16	269.96
150.0	302.19	303.27	304.49	304.03	300.96	296.28	288.76	279.56	266.66
180.0	302.19	303.04	303.73	301.96	298.51	291.83	283.47	271.73	257.99
210.0	303.34	303.65	303.34	300.66	295.98	288.30	278.40	265.74	250.39
240.0	302.65	302.42	301.43	298.74	293.60	286.31	276.10	263.59	247.33
270.0	302.58	301.66	299.97	296.51	290.76	282.62	271.80	258.38	241.72
300.0	302.19	301.12	299.43	296.28	290.68	282.16	271.65	258.53	242.87
330.0	302.19	301.20	299.97	296.97	290.91	281.93	271.73	258.45	242.64
360.0	302.19	301.20	300.66	297.97	293.06	285.23	275.41	262.44	246.56
C/γ(°)	18.0	20.0	22.0	24.0	26.0	28.0	30.0	32.0	34.0
0.0	229.22	212.79	193.76	176.04	158.69	141.58	125.77	110.35	96.84
30.0	242.34	225.22	205.27	186.55	167.21	149.33	132.99	116.33	101.52
60.0	246.25	228.60	208.50	189.00	168.82	150.94	133.22	116.79	102.21
90.0	253.54	235.81	216.09	196.22	175.73	155.93	137.90	121.32	105.28
120.0	253.92	235.58	215.33	193.38	171.36	151.86	132.53	116.41	100.37
150.0	251.39	232.05	211.72	190.31	169.74	149.72	131.14	114.95	99.45
180.0	241.80	223.46	203.28	181.10	161.46	143.19	126.16	110.20	96.31
210.0	233.28	213.71	193.61	174.12	155.01	137.36	120.32	104.82	90.70
240.0	230.37	212.10	192.00	171.66	153.94	136.90	120.09	106.13	92.39
270.0	223.69	205.12	186.24	167.29	149.18	131.60	116.18	101.14	87.86
300.0	225.53	208.73	188.62	169.21	151.56	135.37	119.40	104.90	92.09
330.0	225.84	208.34	188.85	170.43	153.63	136.59	120.17	104.82	91.70
360.0	229.22	212.79	193.76	176.04	158.69	141.58	125.77	110.35	96.84
C/γ(°)	36.0	38.0	40.0	42.0	44.0	46.0	48.0	50.0	52.0
0.0	83.80	72.59	62.69	53.64	45.81	38.91	33.38	28.39	24.25
30.0	88.40	77.04	66.22	56.79	48.96	41.67	35.76	30.16	25.71
60.0	89.71	77.66	66.76	57.78	49.34	41.75	35.38	30.23	25.63
90.0	92.01	79.81	68.60	58.78	50.65	43.05	36.60	31.31	26.55
120.0	87.79	75.82	65.61	56.25	47.96	41.05	34.69	29.31	24.63
150.0	85.95	74.13	64.31	54.87	46.73	39.98	33.84	28.62	24.10
180.0	83.26	71.44	61.54	52.57	44.81	38.06	32.69	27.63	23.71
210.0	79.19	68.45	59.01	50.65	43.13	36.83	31.62	26.78	22.87
240.0	79.88	68.99	59.32	50.65	43.36	36.99	31.46	26.93	22.64
270.0	76.43	66.07	56.71	49.19	42.13	35.84	30.62	26.01	22.18
300.0	79.81	69.06	59.01	50.88	43.51	37.22	31.54	26.86	22.64
330.0	79.58	69.22	59.24	50.65	43.13	36.99	31.46	26.70	22.71
360.0	83.80	72.59	62.69	53.64	45.81	38.91	33.38	28.39	24.25
C/γ(°)	54.0	56.0	58.0	60.0	62.0	64.0	66.0	68.0	70.0
0.0	20.72	17.88	15.42	13.66	12.20	10.82	9.67	8.44	7.37
30.0	21.79	18.72	16.19	14.27	12.66	11.28	9.98	8.59	7.44
60.0	22.10	18.88	16.27	14.12	12.51	10.90	9.59	8.36	7.14
90.0	22.56	19.34	16.81	14.50	12.82	11.20	9.90	8.67	7.37
120.0	21.03	17.96	15.50	13.66	12.12	10.74	9.44	8.36	7.14
150.0	20.57	17.65	15.42	13.51	11.97	10.67	9.52	8.36	7.21
180.0	20.34	17.50	15.12	13.28	11.74	10.36	9.13	7.98	6.75
210.0	19.88	17.04	14.81	13.12	11.59	10.21	8.82	7.75	6.60
240.0	19.34	16.88	14.81	13.12	11.74	10.44	9.06	7.90	6.75
270.0	18.95	16.42	14.50	12.89	11.59	10.36	9.13	7.98	6.83
300.0	19.41	16.88	14.58	12.89	11.51	10.21	8.90	7.83	6.75
330.0	19.41	16.81	14.66	12.97	11.43	10.13	8.98	7.83	6.75
360.0	20.72	17.88	15.42	13.66	12.20	10.82	9.67	8.44	7.37

# ROLED 投光灯

## 光强数据表(cd)

附页 第 10页 共10页

C/γ(°)	72.0	74.0	76.0	78.0	80.0	82.0	84.0	86.0	88.0
0.0	6.14	5.14	3.91	2.84	1.69	0.61	0.23	0.23	0.08
30.0	6.37	5.22	4.14	3.07	1.84	0.77	0.38	0.23	0.08
60.0	5.99	4.83	3.76	2.76	1.84	1.07	0.38	0.23	0.08
90.0	6.29	5.06	3.99	2.92	2.07	1.30	0.46	0.31	0.15
120.0	6.14	4.91	3.91	2.92	1.84	0.77	0.31	0.15	0.00
150.0	6.06	4.91	3.84	2.92	1.61	0.69	0.31	0.15	0.00
180.0	5.68	4.53	3.45	2.53	1.69	0.84	0.38	0.23	0.00
210.0	5.45	4.14	3.15	2.23	1.53	0.69	0.38	0.15	0.00
240.0	5.76	4.53	3.45	2.38	1.23	0.46	0.31	0.08	0.00
270.0	5.83	4.60	3.45	2.30	1.15	0.38	0.23	0.15	0.00
300.0	5.53	4.53	3.30	2.38	1.69	0.77	0.38	0.23	0.00
330.0	5.53	4.37	3.22	2.30	1.69	0.77	0.31	0.23	0.00
360.0	6.14	5.14	3.91	2.84	1.69	0.61	0.23	0.23	0.08

C/γ(°)	90.0
0.0	0.00
30.0	0.00
60.0	0.00
90.0	0.00
120.0	0.00
150.0	0.00
180.0	0.00
210.0	0.00
240.0	0.00
270.0	0.00
300.0	0.00
330.0	0.00
360.0	0.00